

# Oceans

## Educational Guide



# Table of Contents

1. The Aquarium
2. E-XPLORE Oceans educational tour
3. Organizing a school visit
4. Learning with safety
5. Visit XPLORE







# XPLORE Oceans


A Living Experience of the Underwater World

XPLORE Oceans, the first and only aquarium in Athens, offers students a rare opportunity to explore the wonders of the oceans—not through books and digital screens, but through direct, hands-on interaction with marine life.

Across the aquarium's 500 sq.m., visitors can discover:

- 140 different species of marine organisms
- 20 impressive tanks replicating coral reefs, mangrove forests, lagoons, and both cold and tropical waters
- Environmental conditions fully adapted to the needs of each species

As they move through the habitats, students encounter sharks, stingrays, king crabs, and much more, learning not just the "what", but also the "how" and "why" of these ecosystems.





# The E-XPLORE Oceans Educational Tour

The tour is designed by marine biologists and educators to enrich school curricula through experiential, interactive learning. It is adapted to the students' age and structured around four key thematic areas:

- **Explore** different marine ecosystems—coral reefs, mangrove forests, frozen depths, and Mediterranean waters—and the creatures that inhabit them
- **Learn** about the aquarium's marine species, their unique traits, behaviors, and natural environments
- **Understand** human impact on the oceans and develop ecological awareness
- **Observe** animal care practices and discover careers such as ichthyology and marine biology






# Educational Objectives

**XPLORE Oceans** offers more than simple observation; it is a living, **hands-on journey of knowledge** designed to inspire, educate, and foster students' environmental awareness.

The tour aims to:

- Serve as a **gateway to exploring** the underwater world through direct contact with live species and habitats
- Offer **modern, participatory learning methods** that actively engage students
- Highlight the **timeless relationship between humans and the sea** and encourage reflection on its protection and sustainable management





A photograph of two young children, a boy and a girl, looking up with awe at a large aquarium tank. The tank is filled with many small fish, and the water is a deep blue. The children are in the foreground, looking up towards the tank. The boy is on the left, and the girl is on the right. The lighting is dim, with the light from the tank illuminating their faces.

# Educational Methodology

The program is designed based on pedagogical methods that aim at the active participation of children and the intergration of the kowledge they aquire into the broader context of their school career.

- Links to school curricula, enriching and reinforcing classroom learning
- Includes questions, discussions, and examples directly connected to students' daily lives
- Adapted to the age and needs of each group
- Available in English upon request

## From knowledge...to action

At XPLORE Oceans, we believe the best way for children to understand the importance of oceans is to experience them firsthand: see them, feel them, protect them.

A stylized graphic of a blue leaf or petal shape, pointing upwards and to the right, located below the quote.

*"People protect what they love."*

Jacques-Yves Cousteau



# Organizing a School Visit

## School Bus Arrival

School buses arrive at the gray section of Golden Hall's parking lot, accessible via Spyrou Loui Avenue and Pittara Street. Students can be dropped off there; however, buses are not permitted to park inside Golden Hall's lot during the visit.

## Arrival Time

Visits are recommended Monday to Friday, 10:00–17:00. Please arrive within the scheduled timeframe to ensure smooth execution of the visit.

Delays may require changes to the program or even cancellation.

Kindly notify us promptly of any changes.

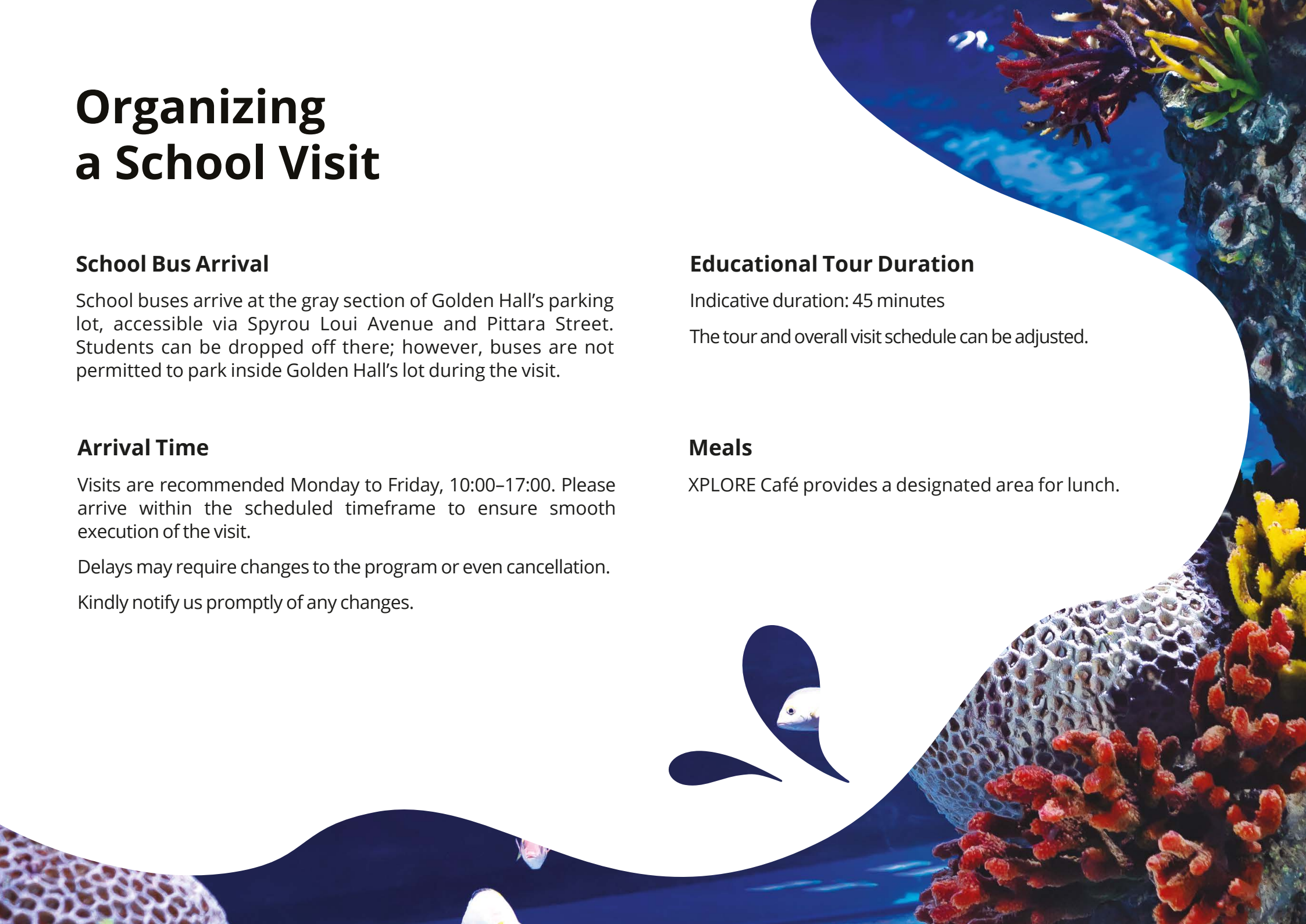
## Educational Tour Duration

Indicative duration: 45 minutes

The tour and overall visit schedule can be adjusted.

## Meals

XPLORE Café provides a designated area for lunch.





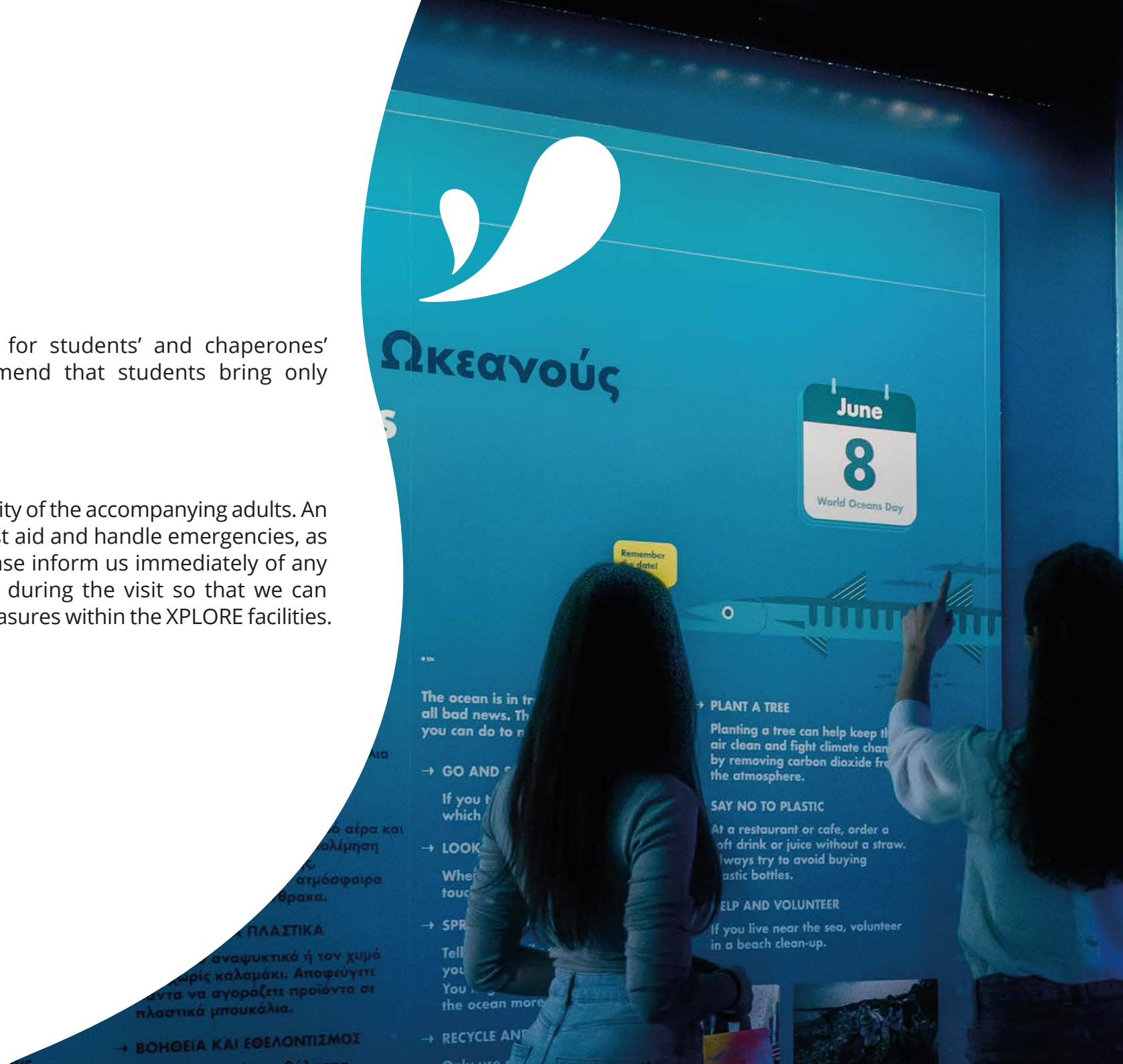
# Learning with Safety

## Personal Belongings

A storage area is available for students' and chaperones' personal items. We recommend that students bring only essentials.

## In Case of an Accident

Group safety is the responsibility of the accompanying adults. An agent is on-site to provide first aid and handle emergencies, as safety is our top priority. Please inform us immediately of any accident or potential hazard during the visit so that we can continue improving safety measures within the XPLORE facilities.





# Rules for a Smooth Visit of XPLORE

- Please arrive on time and organize groups outside the XPLORE premises to prevent congestion.
- The lead teacher is responsible for classroom behavior and must ensure the appropriate ratio of chaperones to students.
- Supervising teachers must continuously monitor students and ensure compliance with all rules and regulations.
- XPLORE staff may remind visitors of health and safety guidelines, which students are required to follow strictly.
- During your visit at the aquarium please do not tap on glass tanks, use flash photography or feed the fish.

## Useful Information

- XPLORE is open to the general public; other visitors might be present during school visits.
- Our priority is the welfare of the aquarium's marine species. For this reason, we cannot guarantee that all animals will always be visible.

Find them in detail at the XPLORE website  
([Operation regulations XPLORE](#))





# Visit XPLORE

## Contact

To express your interest or ask for more information, please contact us via:

- the [online form](#)
- our email [schools@x-plore.gr](mailto:schools@x-plore.gr)
- our call center at 2106885479

## You will find us at


XPLORE  
Golden Hall (1<sup>st</sup> floor)  
Kifisias Av. 37A,  
15123 Marousi

## Opening Hours

Monday - Saturday: 10:00 - 21:00  
Sundy: 11:00 - 19:00







Let's create the most beautiful memories  
for children — together.